

# ***STANDARD GOLF<sup>®</sup> COMPANY***

## **OWNER'S MANUAL FOR THE HARVESTER JUNIOR**



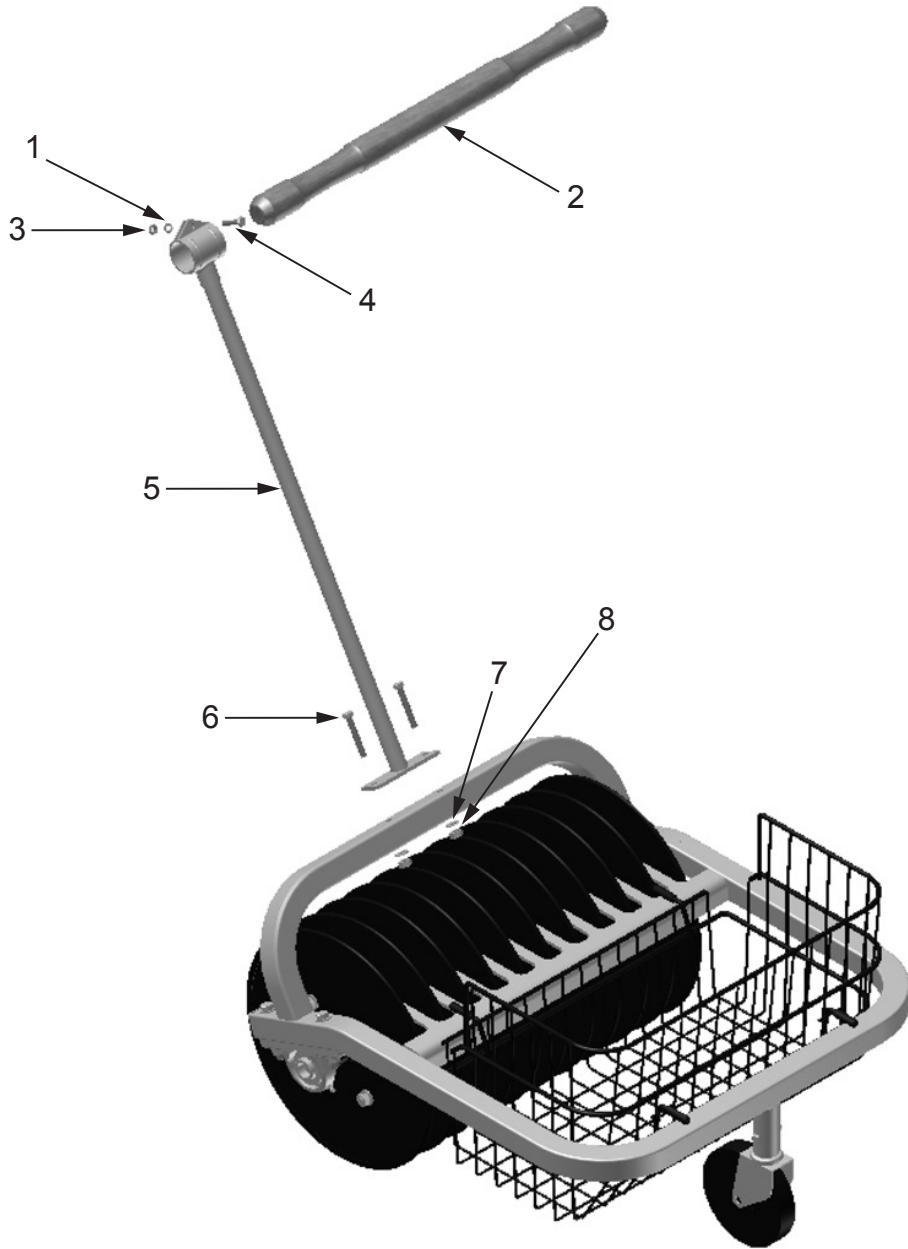
---

**PREPARED APRIL 2009**

---

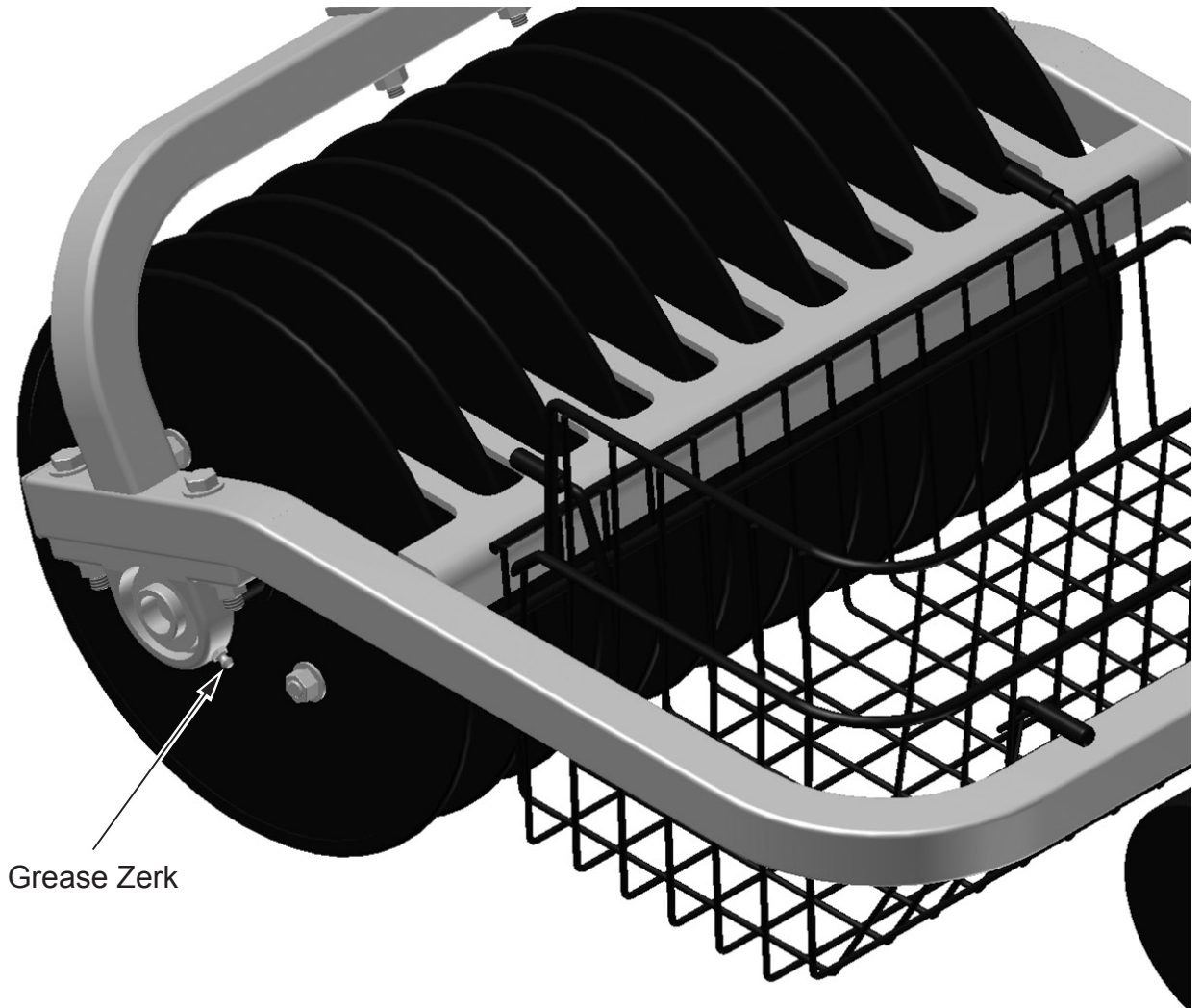
**PART NUMBER 85200**

# HARVESTER JUNIOR HANDLE INSTALLATION



## Key Number/Item Description/Quantity/Part Number

1	.250 Lockwasher (M6)	1	
2	Wooden Handle	1	28204
3	1/4-20 Hex Nut (M6-1.0)	1	
4	1/4-20 x 1.25 Hex Head Bolt (M6-1.0x30mm)	1	
5	Junior Handle	1	85201
6	5/16-18 x 2.00 Hex Head Bolt (M8-1.25x50mm)	2	
7	.313 Lockwasher (M8)	2	
8	5/16-18 Hex Nut (M8-1.25)	2	

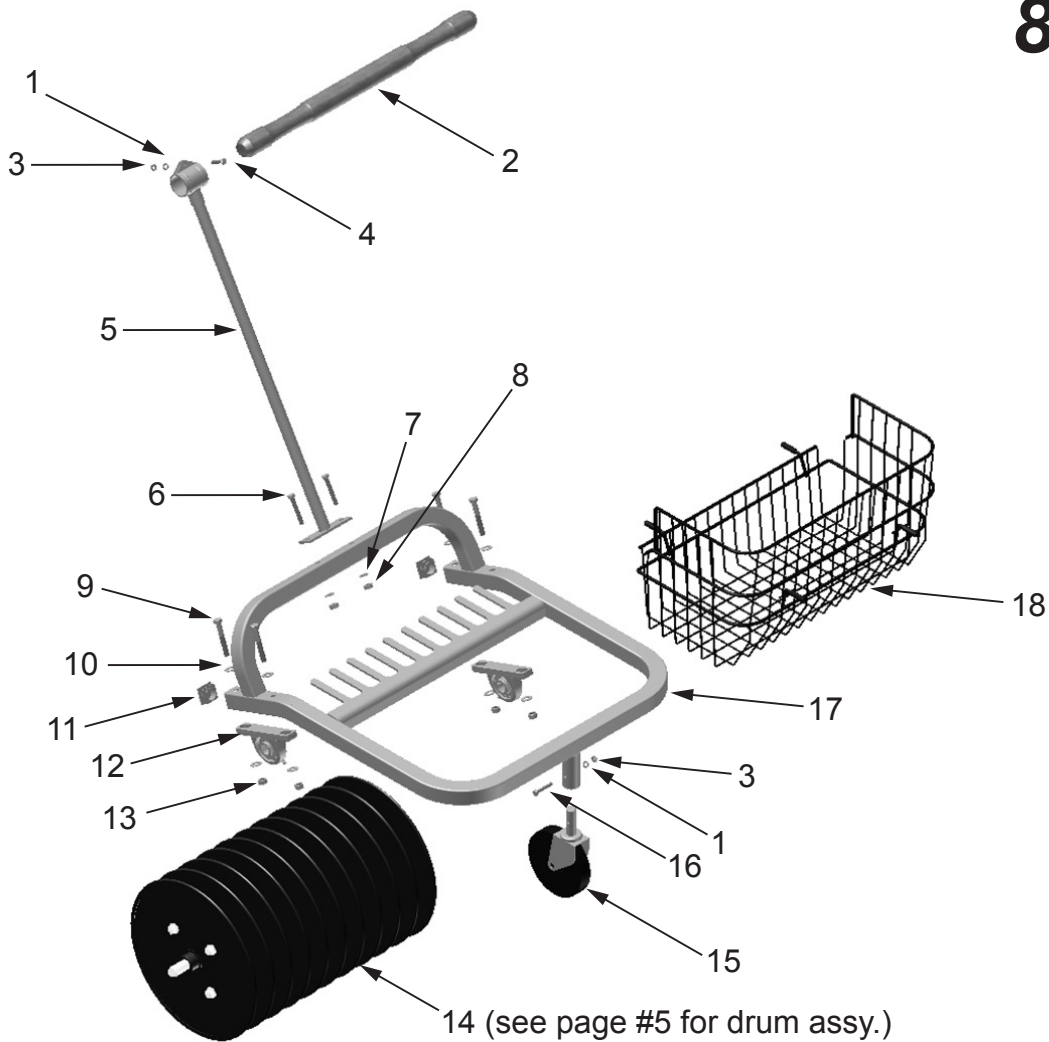


## **MAINTENANCE PROCEDURES**

---

Lube both (2) Grease Zerks every three months of use. Zerks are found on each Bearing Pillow Block. Bearing Pillow Blocks are located on each side of the Harvester Junior where the Drum Assembly attaches to the Harvester Junior Main Frame.

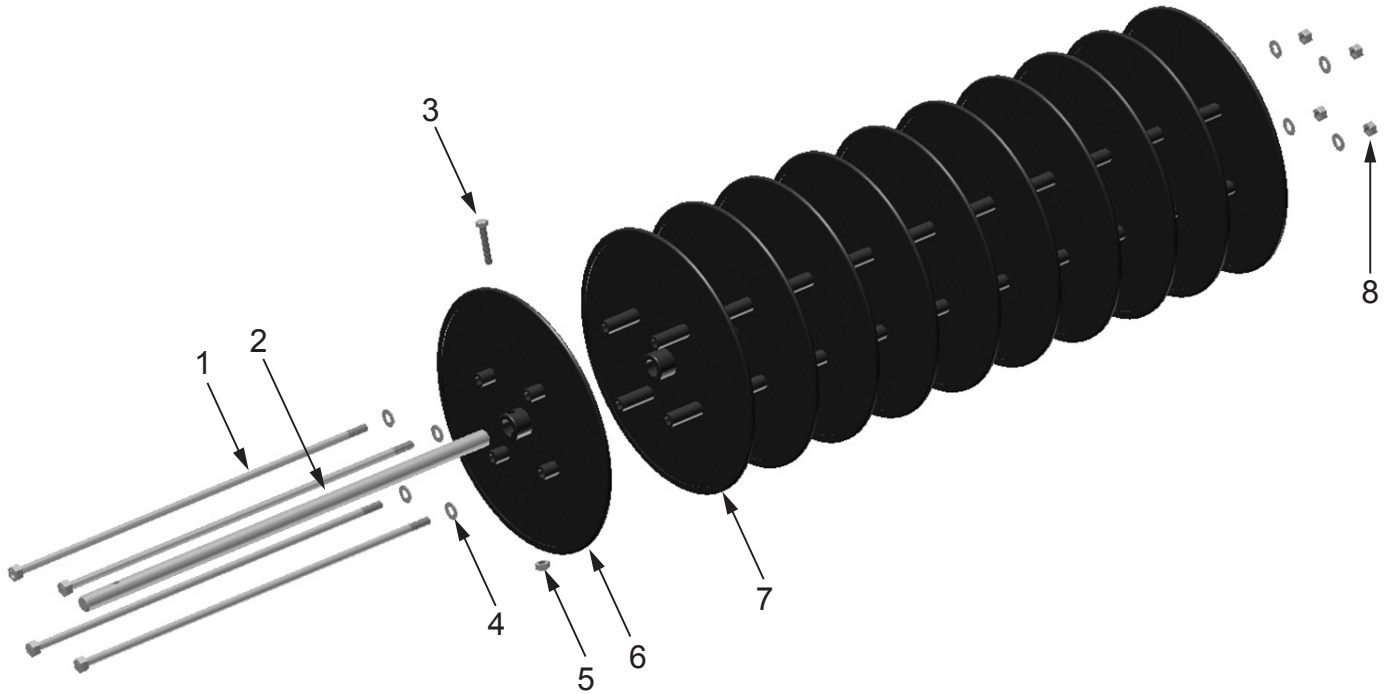
# HARVESTER JUNIOR COMPLETE ASSEMBLY 85200



## Key Number/Item Description/Quantity/Part Number

1	.250 Lockwasher (M6)	2	
2	Wooden Handle	1	28204
3	1/4-20 Hex Nut (M6-1.0)	2	
4	1/4-20 x 1.25 Hex Head Bolt (M6-1.0x30mm)	1	
5	Junior Handle	1	85201
6	5/16-18 x 2.00 Hex Head Bolt (M8-1.25x50mm)	2	
7	.313 Lockwasher (M8)	2	
8	5/16-18 Hex Nut (M8-1.25)	2	
9	3/8-16 x 2.50 Hex Head Bolt (M10-1.5x65mm)	4	
10	.375 Flatwasher (M10)	8	
11	End Cap	2	83120
12	Bearing Pillow Block	2	83116
13	3/8-16 Nylon Lock Nut (M10)	4	
14	Junior Drum Assembly	1	85206
15	Octagon Stem Caster	1	85204
16	1/4-20 x 1.50 Hex Head Bolt (M6-1.0x40mm)	1	
17	Junior Main Frame	1	85202
18	Wire Basket	1	83119

# HARVESTER JUNIOR DRUM ASSEMBLY 85206



### Key Number/Item Description/Quantity/Part Number

1	Back Tie Rod Weldment	4	82100
2	Front Axle	1	85203
3	5/16-18 x 2.00 Hex Head Bolt (M8-1.25x50mm)	1	
4	.375 Flatwasher (M10)	8	
5	5/16-18 Hex Nut (M8-1.25)	1	
6	Plastic Disk (Junior)	1	85205
7	Plastic Disk (.76 Dia. ID)	10	81503
8	3/8-16 Nylon Lock Nut (M10)	4	